



2026-27 Proposed Budget

BUDGET FORUM

April 15, 2026



ACADEMIC achievements

from 2024-25 school year data

#1

Highest proficiency in the suburban council for the NYS grades 3, 4, & 5 ELA exams.

#1

Highest overall graduation rate & graduation rate for students with disabilities in Suburban Council

90%

Overall proficiency rate on all 10 Regents exams.

3.7

(out of 5) was the average score on all AP exams with 87% of students achieving a score of 3 or better.

Budget Development



Balancing Act

Budget development is a complex balancing act between striving to maintain and enhance our existing student programs and opportunities, and keeping taxes at a responsible level.

Budget Development



Revenue

- ❖ State Foundation Aid
- ❖ Reimbursable State Aid
- ❖ Local Tax Levy
- ❖ Other Sources

Budget Development



Expenses

- ❖ Instructional Equipt.
- ❖ Transportation
- ❖ Salaries
- ❖ Employee Benefits & payroll taxes
- ❖ Debt Service & Interfund Transfers
- ❖ Curr/SPED
- ❖ Other

Budget Development



Context

Every budget development process exists in a unique context that is important to understand.

2026-27 Budget Context

Impact of inflation & health insurance increases

Increased cost of out-of-district placements & growth in student needs

Desire to continually enhance academic programming



2026-27 Budget Context

Cost saving measures identified through attrition, reductions, cost-neutral additions

Capital Project/Transfer to Capital Construction

BUDGET AT A GLANCE

2026-27 proposal

**Estimated
tax rate
increase**

2.21%

**Proposed tax
levy increase**

3.50%

**12-yr annual
weighted
average tax rate
increase**

1.31%

Investing in BH-BL

Supporting growth and excellence

BH-BL



**BURNT
HILLS
-
BALLSTON
LAKE**
CENTRAL
SCHOOL
DISTRICT

Investing in BH-BL

Maintains all K-12 academic programming

Expands extra curricular & athletic offerings,
construction of a new baseball field

Expands upon school safety & security

Revenues & Expenditures

2026-27 proposed budget

BH-BL




**BURNT
HILLS**

**-
BALLSTON
LAKE**

**CENTRAL
SCHOOL
DISTRICT**




REVENUES & EXPENDITURES




THE GREAT SEAL OF THE STATE OF NEW YORK

NY State Budget Fiscal Year




BUDGET

INCOMPLETE



STATUS:
PENDING APPROVAL



FINAL
REPORT

State budget

- ❖ The NYS budget is not complete
- ❖ All school budget proposed figures are subject to change based on adoption of final state budget

EXPENDITURES

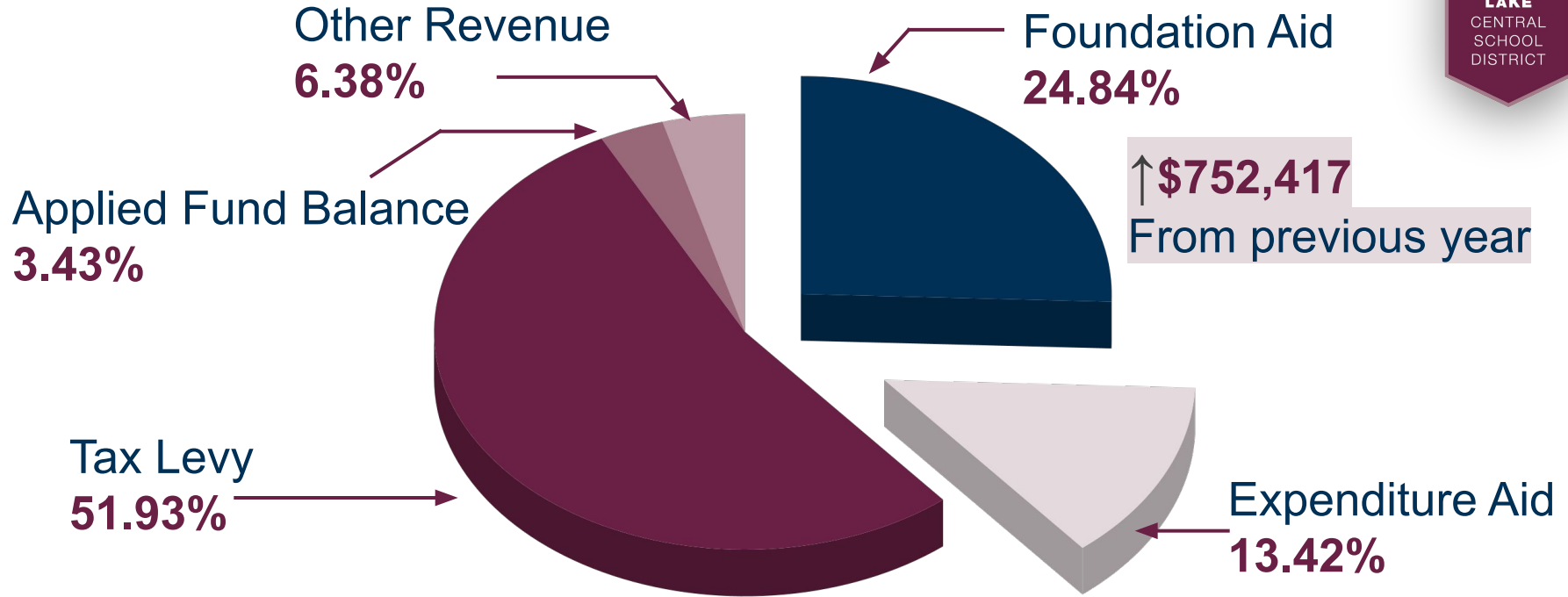
	2025-26 budget	2026-27 budget	Change from '25-'26
Instructional Equipt.	\$1,717,421	\$1,793,606	4.44%
Transportation	\$2,492,954	\$2,814,525	12.90%
Salaries	\$44,945,320	\$45,408,333	1.03%
Employee Benefits & payroll taxes	\$20,577,094	\$21,635,475	5.14%
Debt Service & Interfund Transfers	\$8,083,620	\$8,544,410	5.70%
Curr/SPED	\$3,009,827	\$3,460,750	14.98%
Other	\$8,373,264	\$11,210,671	33.89%
Total	\$89,199,500	\$94,867,769	6.35%



REVENUES

	2026-27 budget	\$ Change from '25-'26	% Change from '25-'26
NYS Expenditure Aid	\$12,732,582	\$753,454	6.29%
NYS Foundation Aid	\$23,558,393	\$752,417	3.30%
Tax Levy	\$49,268,480	\$1,666,084	3.50%
Other Revenues	\$6,054,383	\$2,242,383	67.61%
Applied Fund Balance	\$3,253,931	\$253,931	8.46%
Total	\$94,867,769	\$5,668,269	6.35%

REVENUE BREAKDOWN



OVERALL BUDGET INCREASE

2026-27 proposal

**Proposed
Budget**

\$94,867,769

**Budget-to-
Budget increase
without capital
transfer**

4.00%

**Budget-to-Budget
increase *with*
capital transfer**

6.35%



TAX IMPACT HISTORY

School Year	Tax Levy Increase	Weighted Average Tax Rate Increase
2020-21	2.90%	1.74%
2021-22	2.30%	1.37%
2022-23	2.50%	1.82%
2023-24	1.12%	(0.08)%
2024-25	2.91%	1.57%
2025-26	2.98%	1.66%
2026-27	3.50%	2.21% - Estimated



TAX IMPACT HISTORY

	2014-2015	2015-2016	2016-2017	2017-2018	2018-2019	2019-2020	2020-2021	2021-2022	2022-2023	2023-2024	2024-2025	2025-2026	Town 12-Year Avg. Increase
Town													
Ballston	3.80%	1.78%	-0.43%	2.09%	0.63%	2.72%	2.00%	2.07%	1.82%	-2.41%	0.24%	-1.01%	1.11%
Charlton	-0.77%	0.47%	-0.12%	1.73%	3.22%	-1.76%	-1.57%	1.59%	-1.76%	3.35%	0.69%	-0.39%	0.39%
Clifton Park	0.64%	1.89%	-0.12%	-1.10%	2.33%	2.25%	5.39%	1.59%	0.91%	6.42%	-1.58%	-1.64%	1.42%
Glenville	-0.40%	2.96%	0.95%	1.05%	2.13%	2.53%	1.41%	0.40%	3.15%	-0.49%	4.09%	6.14%	1.99%
BHBL Weighted Avg	1.16%	1.95%	0.15%	1.46%	1.80%	1.74%	1.32%	1.37%	1.56%	-0.08%	1.57%	1.66%	1.31%
Tax Levy Increase	1.94%	2.68%	1.32%	1.96%	2.90%	2.90%	2.90%	2.30%	2.50%	1.12%	2.91%	2.98%	2.37%



Estimated Tax Impact by Town

\$115.86

Ballston: Median Assessed Value
\$220,700 (Market Value: \$347,614)

\$108.84

Charlton: Median Assessed Value
\$160,000 (Market Value: \$326,531)

\$100.46

Clifton Park: Median Assessed Value
\$108,500 (Market Value: \$301,389)

\$104.42

Glenville: Median Assessed Value
\$172,300 (Market Value: \$316,182)



SCHOOL TAX exemptions

2026-27 proposal

STAR

Basic & Enhanced
Credits/Exemptions

Income & Age

Low Income/Senior
Citizen Exemptions

Veterans & Firefighters

Both groups can apply
for exemptions
through their town
assessor's office

SCHOOL BOARD elections

Also on the ballot

3

Residents to elect
three candidates

3

Elected candidates
serve a 3-year term

May 13

Meet-the-Candidates
Night at 7 pm at
O'Rourke MS Library



ABSENTEE BALLOTS

Qualified voters unable to vote in person (illness, out of town) can vote via absentee ballot

Compete the Absentee Ballot application (on website or at District Office)

Absentee Ballots due by 5 pm, Tuesday, May 19

EARLY MAIL VOTING

Qualified voters may vote early by mail

Complete the early mail ballot application and return between April 20-May 12 (if ballot is to be mailed, or by May 19 if ballot is personally delivered.)

Early Mail Ballots due by 5 pm, Tuesday, May 19

Don't forget to vote!

Tuesday, May 19

Polls open from 7 am to
9 pm, BH-BL HS Gym

